

# AKRON STREAMLINE™ CONTINENTAL

Very strong and versatile, suitable for a wide range of manual therapy techniques, various medical procedures, osteopathy, massage and complimentary medicine.



Model 2232A  
Colour - Dark Blue

## Choice of models

**Model 2231A** - Hydraulic with retractable wheel base

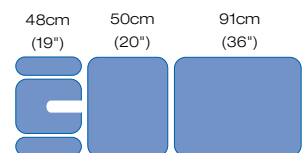
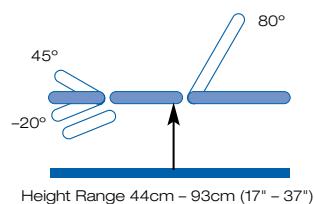
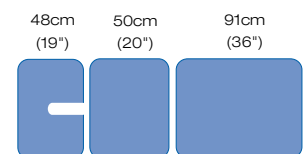
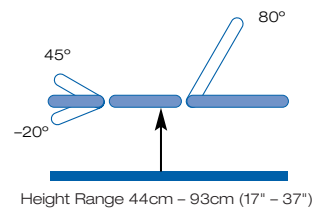
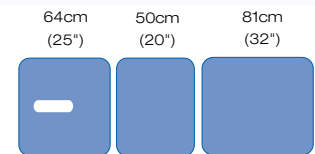
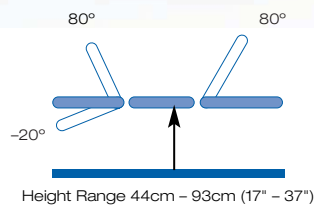
**Model 2232A** - Electric with retractable wheel base and choice of hand/footswitch operation

**Model 2231B** - Hydraulic with retractable wheel base and manual head/backrest operation

**Model 2232B** - Electric with retractable wheel base and choice of hand/footswitch operation

**Model 2231C** - Hydraulic with retractable wheel base and adjustable height armrests

**Model 2232C** - Electric with retractable wheel base and adjustable height armrests and choice of hand/footswitch operation





Model 2232B Electric  
with optional shroud  
Colour - Dark Grey



Model 2232C Electric  
Colour - Beige

### Features

- Safe working load of 225kgs
- Extremely strong and rigid
- Choice of hydraulic or electric height operation
- Choice of three top configurations all with breathing hole and plug
- Retractable wheel base as standard
- Adjustable angle backrest from horizontal to +80°
- Positive and negative foot section angles +80° to -20°
- Mobile hoist compatible
- Self lubricating bearings
- Standard width 64cm (25")
- Choice of upholstery colours

### Options

- 70cm or 80cm width at extra cost
- Choice of hand or footswitch operation on electric model at no extra cost

### Optional accessories

- Footbar switch for height operation
  - Fold-down side supports
  - Side support pads
  - Arm support
  - Fixation rails
  - Hole and horn
  - Paper roll holder
  - Moulded base shroud
- Further details pages 33-39

